



Knowledgebase > Archive > Science Portal > ASP - How to search data belonging to a given Program ID (or other parameters)

ASP - How to search data belonging to a given Program ID (or other parameters)

Laura Mascetti - 2024-04-24 - Comments (0) - Science Portal

The new version of the [Archive Science Portal](#) offers several new improvements and allows users to quickly access a variety of data collected with La Silla and Paranal Telescopes, APEX, and ALMA.

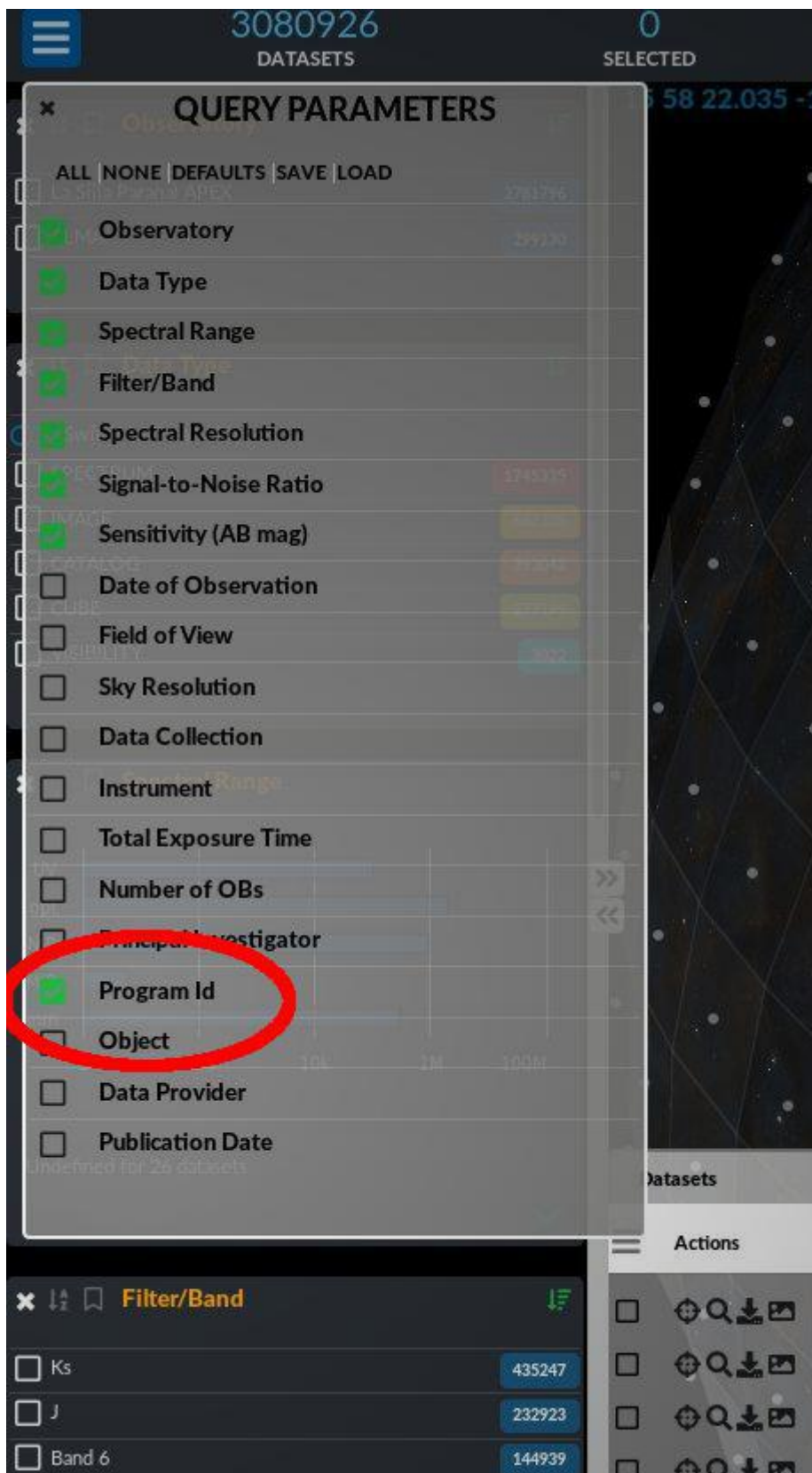
It is possible to search for data given (a list of) RA, Dec, and search radius or a (list of) target name using the input form on the top. Check [here](#) to retrieve data associated with [Sgr A*](#).

Actions	Dist.	Data Type	Spec.Range	Filt.
<input type="checkbox"/>	0	IMAGE	799.4-951.7 μ m	870u
<input type="checkbox"/>	0	CATALOG	1992-2301 nm	Ks
<input type="checkbox"/>	0	CATALOG	1992-2301 nm	Ks
<input type="checkbox"/>	0	CATALOG	829-2301 nm	Z; Y; J; H
<input type="checkbox"/>	0	CATALOG	1992-2301 nm	Ks

Search for Program ID (or other parameters):

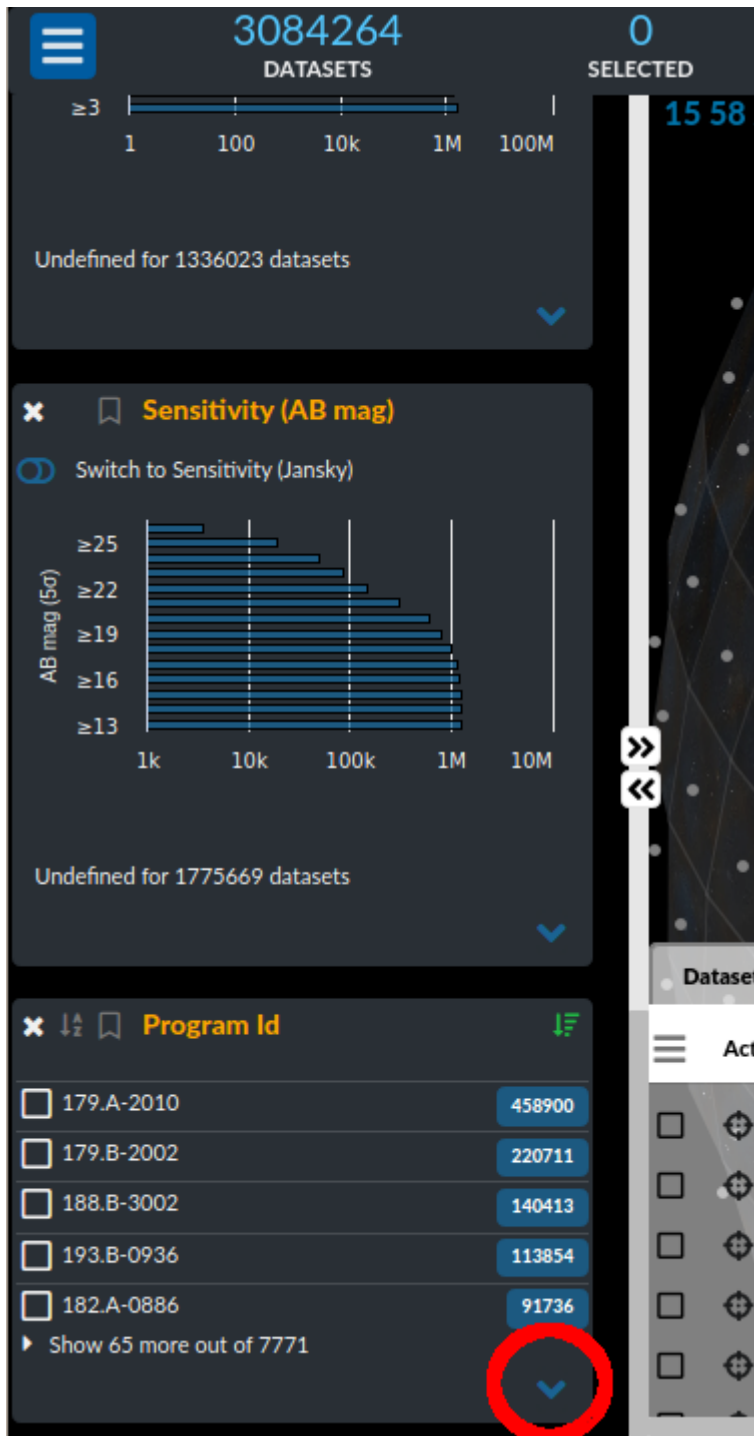
The [Archive Science Portal](#) also permits users to refine their searches using the *Manage Query Parameter* menu (on the top left corner of the [ESO Archive Science Portal](#)). Current search parameters are: *Observatory, Data Type, Spectral Range, Filter/Band, Spectral Resolution, Signal-to-Noise Ratio, Sensitivity, Date of Observation, Field of View, Sky Resolution, Data Collection, Instrument, Total Exposure Time, and Number of Obs.*

For instance, to retrieve a specific *Program Id*, first you should select this as a possible parameter for a query. This is done by clicking on the small square in the left of the query parameter(s) you are interested in.

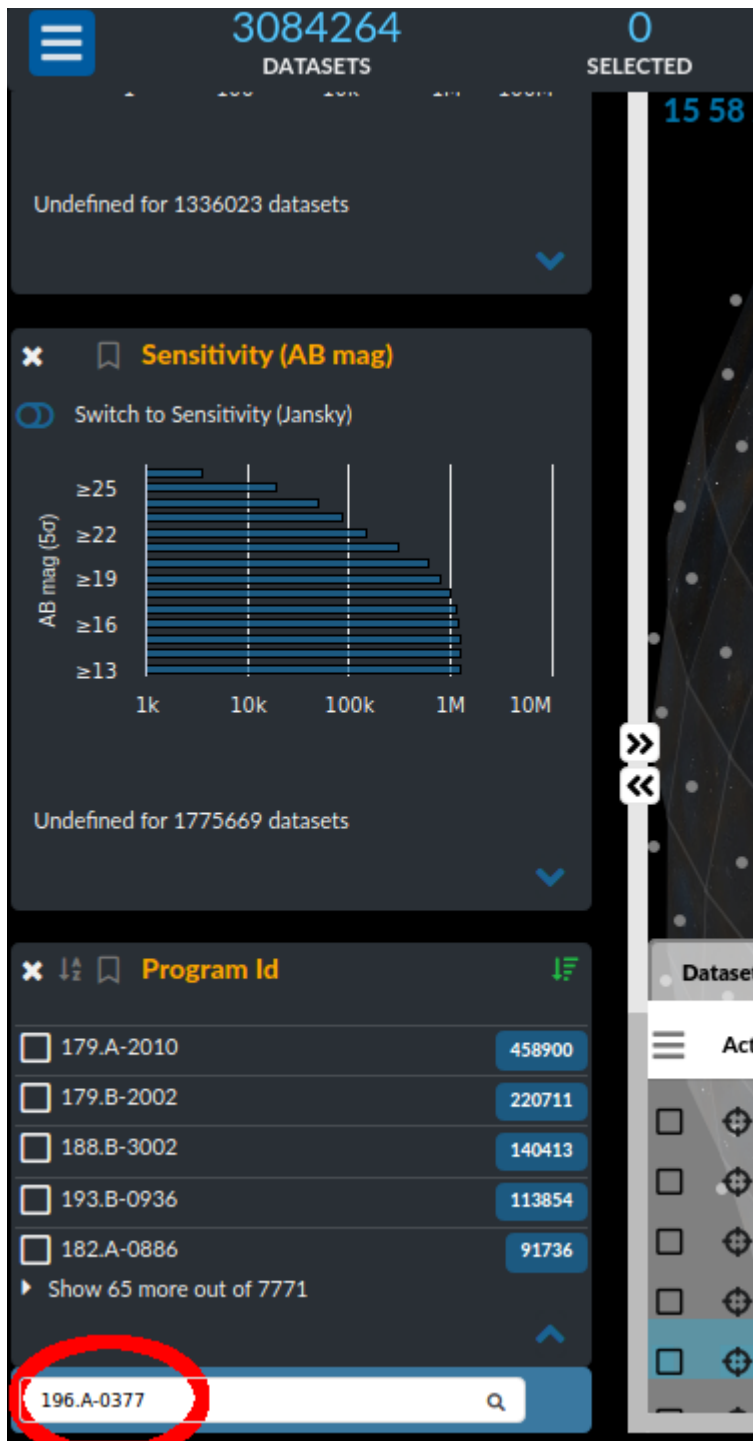


Then you should click on the little arrow on the bottom right of the *Program Id* panel to

open the search query box:



and insert the *Program Id* you want retrieve (in this example: the ESO large program [196.A-0377](#), see [this forum page](#) for more details on the data-set). Note that the parameter to insert is the *Program Id* and **not** the *Run ID* (which has the trailing index (*A*), (*B*), etc. attached). For instance 196.A-0377(A) is **not** accepted as input.



you should now arrive to [this page](#) where all the [SINFONI](#) data related to the program [196.A-0377](#) are shown.

Note that it is possible to visualize in a single page all the search parameters in use by expanding the Query Parameter column by clicking on the *Maximize* button on its right side.

Datasets		Sky selection	
Actions	Data Type	Spec.Range	Fit.
<input type="checkbox"/>	CUBE	475-935.2 nm	
<input type="checkbox"/>	CUBE	475-935 nm	

Alternatively, you can access [196.A-0377](#) data [programmatically](#) by using a query similar to [the following](#):

Alternatively, you can access [196.A-0377](#) data [programmatically](#) by using a query similar to [the following](#):

```

SELECT
  target_name, dp_id, s_ra, s_dec,
  t_exptime, em_min, em_max,
  dataproduct_type, instrument_name,
  obstech, proposal_id, obs_collection,
  obs_release_date, access_url
FROM
  ivoa.ObsCore

```

WHERE

```
proposal_id LIKE '196.A-0377%'
```

or, similarly, using the name of the collection in the ESO archive ([SUPER](#) in this case), with [this query](#):

SELECT

```
target_name, dp_id, s_ra, s_dec, t_exptime, em_min, em_max,  
dataprodukt_type, instrument_name, obstech, proposal_id,  
obs_collection, obs_release_date, access_url
```

FROM

```
ivoa.ObsCore
```

WHERE

```
obs_collection LIKE 'SUPER%'
```

or, similarly, using the name of the collection in the ESO archive ([SUPER](#) in this case), with [this query](#):

SELECT

```
target_name, dp_id, s_ra, s_dec, t_exptime, em_min, em_max,  
dataprodukt_type, instrument_name, obstech, proposal_id,  
obs_collection, obs_release_date, access_url
```

FROM

```
ivoa.ObsCore
```

WHERE

```
obs_collection LIKE 'SUPER%'
```

Tags

Archive

Data Access

reduced data